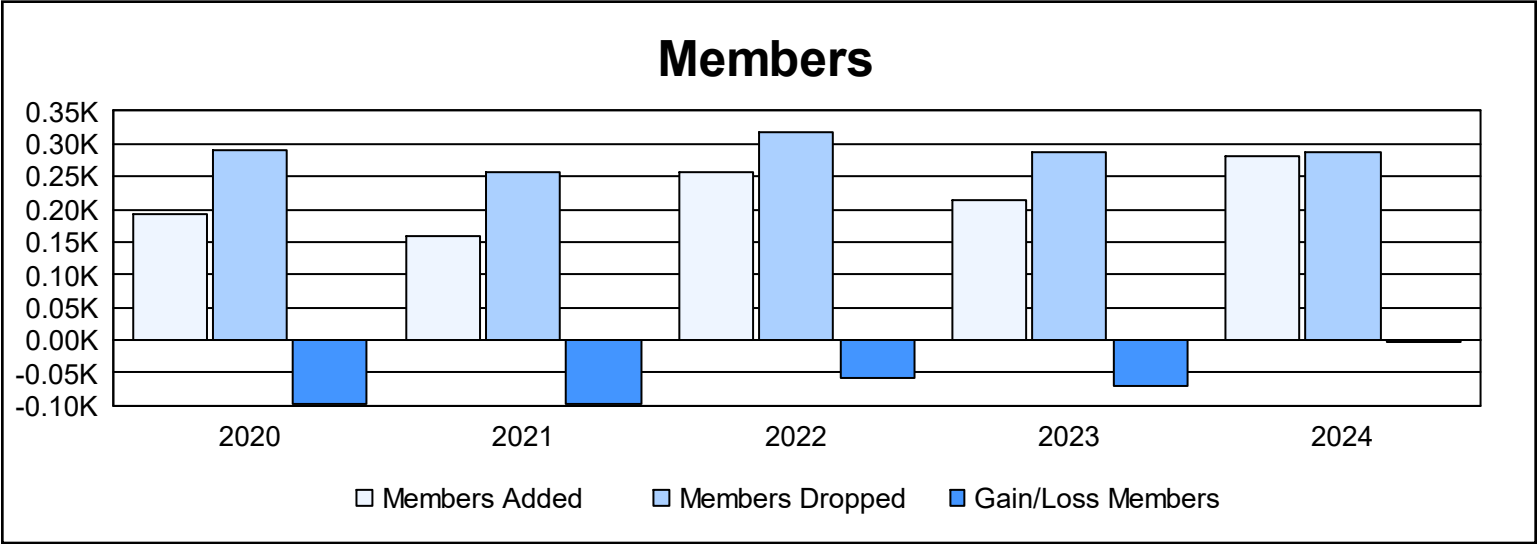
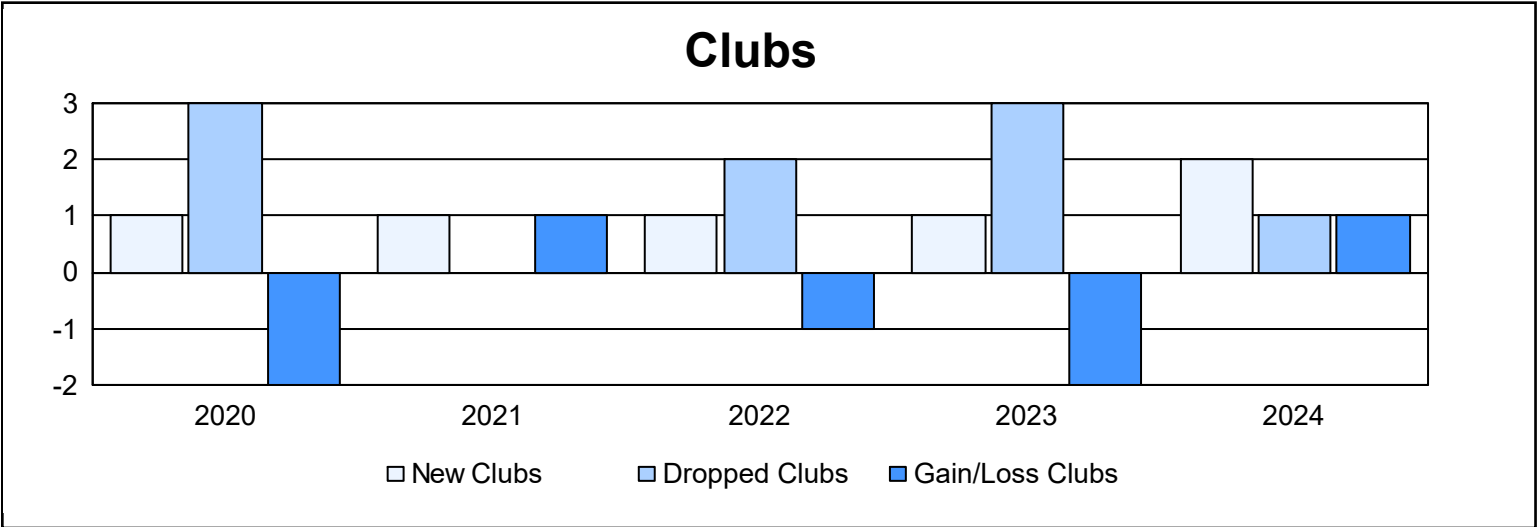
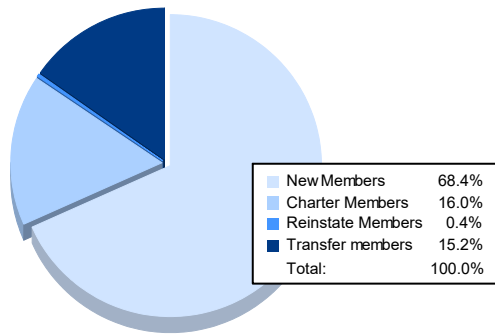


Year	New Clubs	Dropped Clubs	Gain/ Loss Clubs	New Members	Charter Members	Reinstate Members	Transfer Members	Total Member Added	Total Members Dropped	Gain/ Loss Members
2019-2020	1	3	-2	130	21	8	35	194	290	-96
2020-2021	1	0	1	105	29	10	15	159	258	-99
2021-2022	1	2	-1	193	22	6	37	258	317	-59
2022-2023	1	3	-2	133	20	7	55	215	286	-71
2023-2024	2	1	1	193	45	1	43	282	286	-4
Average	1	2	-1	151	27	6	37	222	287	-66



### Membership Composition June 2024 Cumulative



### Gender Composition June 2024 Cumulative

